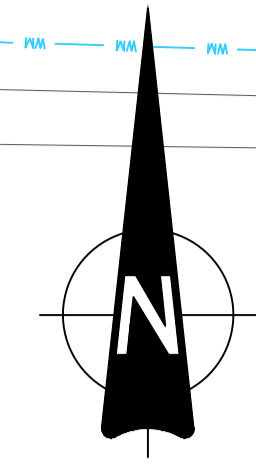
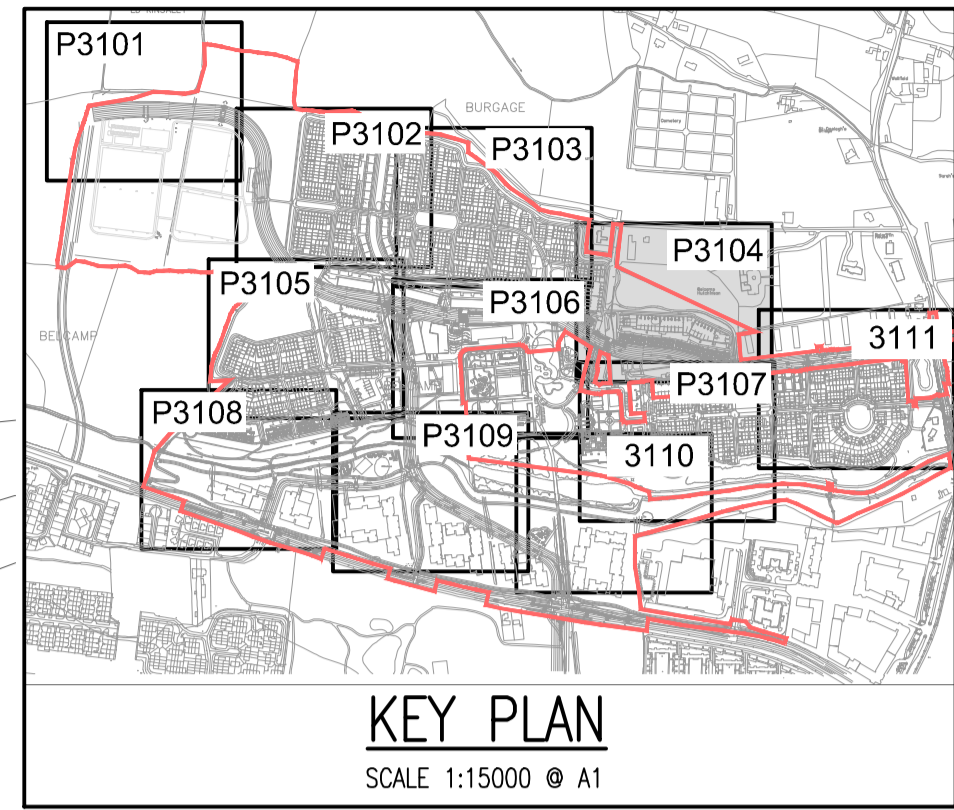


3IN. uPVC 1955

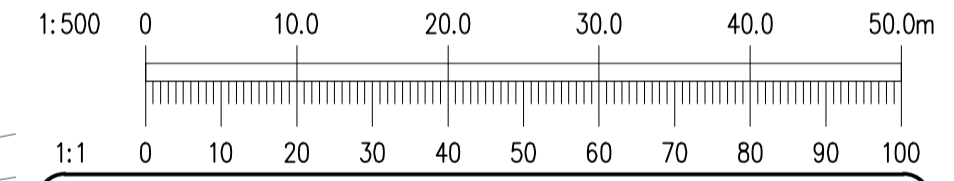


- NOTES:
- DO NOT SCALE. USE FIGURED DIMENSIONS ONLY.
 - THIS DRAWING IS TO BE READ IN CONJUNCTION WITH ALL OTHER RELEVANT ARCHITECTURAL AND ENGINEERING DRAWINGS.



LEGEND:

	EXISTING WATERMAIN WITH PIPE SIZE
	PROPOSED 100Ø HDPE WATERMAIN WITH PIPE SIZE
	PROPOSED 150Ø HDPE WATERMAIN WITH PIPE SIZE
	PROPOSED 200Ø HDPE WATERMAIN WITH PIPE SIZE
	PROPOSED 300Ø HDPE WATERMAIN WITH PIPE SIZE
	PROPOSED SLUICE VALVE
	PROPOSED HYDRANT
	PROPOSED SCOUR VALVE
	PROPOSED AIR VALVE
	PROPOSED NON-RETURN VALVE
	PROPOSED WATER METER TO BE IN ACCORDANCE WITH STD-W-26A
	SURFACE WATER MANHOLE
	TYPICAL SCHEMATIC CONNECTION OF OFFLINE SCOUR VALVE
	PROPOSED BOUNDARY BOX AND CONNECTION
	ROAD LOW POINT
	ROAD HIGH POINT



Ordnance Survey Ireland Licence No. EN 0006022 © Ordnance Survey Ireland/Government of Ireland.

REV. DATE	AMENDMENT	DRN	APPD

STATUS **FOR PLANNING NOT FOR CONSTRUCTION**

Waterman Moylan
Engineering Consultants
BLOCK 5, EASTPOINT BUSINESS PARK, ALFIE BYRNE ROAD, DUBLIN D03 H3F4 IRELAND. Tel: (01) 664 8900
Email: info@waterman-moylan.ie www.waterman-moylan.ie

CLIENT **GERARD GANNON PROPERTIES**
ARCHITECT **CONROY CROWE KELLY / WILSON ARCHITECTURE**

PROJECT **PROPOSED STRATEGIC HOUSING DEVELOPMENT AT BELCAMP, DUBLIN 17**

TITLE **WATERMAIN LAYOUT SHEET 4 OF 11**

DRAWN PJD	DESIGNED PJD	APPROVED MD	DATE APRIL 2022
SCALE 1:500 @ A1	JOB NO. 19-114	DRG. NO. P3104	REVISION